

- For company-owned or leased, passenger (with 5+ transponders) and commercial vehicles (i.e. cars, trucks, tractor trailers, tandem trailers, etc.)
- Please call 1-877-643-9727 or visit the E-ZPass website at www.EZpassNH.com to make any change to an existing E-ZPass account.

PART 1. COMPANY INFORMATION			
Company Name (Full Legal Name)			
Last Name (Required)		First Name (Required)	MI
Billing Address (Required)		City (Required)	State (Required) Zip Code (Required)
Shipping Address (Optional)		City (Optional)	State (Optional) Zip Code (Optional)
Phone Number () () ()	Mobile Number () () ()	Fax Number () () ()	E-mail Address @
Please select 1 monthly statement type <input type="checkbox"/> Paper (\$2 fee) <input type="checkbox"/> CD (\$3 fee) <input type="checkbox"/> Email	Please select Notification Type (select all that apply) <input type="checkbox"/> E-mail <input type="checkbox"/> Text		Secondary Contact (Optional)
PART 2. VEHICLE INFORMATION			
Complete the attached Vehicle Information forms (Parts 2a and 2b) before completing Part 3. List all vehicles even though transponders may not be ordered for all vehicles at this time. You may not use a passenger E-ZPass transponder on a commercial vehicle.			
PART 3A. TRANSPONDER REQUEST			
• Purchase Option - Cost of transponder is paid for at the time of account opening			
Number of PURCHASED Interior Transponders _____		x \$6.90 per transponder*	\$
Number of PURCHASED Exterior Transponders (Not for motorcycle use) _____		x \$15.00 per transponder*	\$
• Leased Option - \$0.50 per month per transponder. This option is only available if you choose Option 1 or 3 as your payment method			
Number of LEASED Transponders		Interior _____ Exterior _____	
PART 3B. PREPAID BALANCE			
Minimum Starting Toll Balance- Total number of PURCHASED and LEASED Transponders _____		x \$40.00 per transponder	\$
Additional Prepaid Toll Amount (Optional)- If the starting balance will not cover your first month of tolls			\$
PART 3C. AN ADDITIONAL POSTAGE FEE WILL BE CHARGED PER MAILED TRANSPONDER			
Total Number of PURCHASED and LEASED Interior and Exterior Transponders you are requesting _____		x \$2.70 per transponder	\$
PART 3D. TOTAL AMOUNT DUE			
TOTAL AMOUNT DUE (Add 3A, 3B, and 3C)			\$
PART 4. PAYMENT METHOD		PART 5. PERSONAL INFORMATION	
<input type="checkbox"/> Option 1 - Automatic Replenishment by Credit Card. Charge to my credit card a 1 time payment of \$_____ (TOTAL from above). When my toll balance reaches the replenishment point, I authorize NHDOT to charge my credit card the replenishment amount as defined in the license agreement. <input type="checkbox"/> Visa <input type="checkbox"/> Mastercard <input type="checkbox"/> Discover <input type="checkbox"/> American Express Credit Card Number _____ CVV _____ Name on Credit Card _____ Expires Mo / Yr _____	<input type="checkbox"/> Option 2 - Initial Payment by Credit Card and Manually Replenish as needed. Charge my credit card a 1 time payment of \$_____ (Total from above)	You MUST provide a PIN # for access to your account via the automated phone system. You MUST also answer the Challenge Question for account access to a Customer Service Representative via our 1-877-643-9727 customer service phone line. When accessing the WEB for the first time, you will be instructed to create a Password for future account access via the WEB. The password must have at least 8 but no more than 12 characters. It must contain upper case and lower case alphabetic characters, and at least one number or symbol. You MUST choose a User Name that has 6 to 20 characters. You may use letters, numbers and underscores. Please record your access information here and retain it for future reference. 4 Digit PIN # (Required): _____ Challenge Question: _____ What is your mailing address zip code? Challenge Answer (Required): _____ User Name (Required): _____	
<input type="checkbox"/> Option 3 - Automatic Replenishment by ACH. Must provide voided check. Charge to my account a 1 time payment of \$_____ (TOTAL from above). When my toll balance reaches the replenishment point, I authorize NHDOT to charge my ACH the replenishment amount as defined in the license agreement. ACH account holder's signature (Required) _____	<input type="checkbox"/> Option 4 - Initial Payment by Check/Money Order and Manually Replenish as needed. Make payable to NHDOT E-ZPass in the total amount shown in the TOTAL AMOUNT DUE box above. Option 5 - Cash. Payments at NHDOT E-ZPass Walk-In Service Centers only.	PART 6. CUSTOMER AGREEMENT My completion of this form, payment and signature below constitute our agreement to use E-ZPass subject to all applicable terms and conditions. I understand and agree that by using E-ZPass facilities, the resulting charges will be deducted from my prepaid E-ZPass account. I understand and agree that I have read, understand and accept the terms and conditions accompanying this application and set forth in this form, all of which are part of this agreement. _____ / _____ / _____ Authorized Signature (Required) Date	
*Transponder prices subject to change. Current pricing may be found under Transponder FAQs at https://www.ezpassnh.com/faqs			


E-ZPass is an electronic toll collection system that allows users to drive through designated *E-ZPass* lanes without stopping to pay a cash toll, thereby reducing traffic congestion.

Discover the convenience of driving through without stopping to pay a toll. What a difference!

E-ZPass is not just for the NHDOT toll roads. You can discover the benefits of *E-ZPass* anywhere you see the purple *E-ZPass* sign. Visit our web site at www.EZPassNH.com for a complete listing of locations that accept *E-ZPass*.

HOW E-ZPASS WORKS

As you slowly pass through the toll plaza, your *E-ZPass* transponder sends out an inaudible radio signal. A computer antenna in the toll lane picks up the signal and, in an instant, the system verifies the transponder's information. *E-ZPass* then calculates the appropriate toll and deducts it from your prepaid account. As you pass through the lane, you receive a message on the customer feedback sign. Some toll facilities provide express *E-ZPass* lanes allowing you to maintain normal highway speeds. Driver feedback signs are not used in this type of situation.



- 1 As you slowly pass through the *E-ZPass* facility, your *E-ZPass* transponder is read.
- 2 In an instant, the transponder information is read by an overhead antenna in the *E-ZPass* lane and the proper charge is deducted from your *E-ZPass* account.
- 3 At some facilities, there are gates that will go up when a valid transponder is read.
- 4 At other facilities a video enforcement system is in place to identify toll evaders.
- 5 A traffic signal and/or message is immediately displayed to you just beyond the *E-ZPass* lane.

To avoid delay, always have your transponder installed properly by affixing as per the mounting instructions provided with your transponder(s).

Everything you need to get *E-ZPass* is here, quick and easy!

Four Easy Ways to Get *E-ZPass*. Visit our web site at www.EZPassNH.com. Our toll-free number is 1-877-643-9727. Customer Service representatives will be available to answer your calls Monday through Friday 8 a.m. to 6 p.m. You can also fill out the attached application and mail or fax it to us or visit one of the Walk-In Centers. Directions to the Walk-In Centers can be found on the web at www.EZpassNH.com. Walk-In Service Center hours of operation are Monday through Friday 10 a.m. to 6 p.m.

PERSONAL INFORMATION

You **MUST** provide a 4 digit PIN # for access to your account via the automated phone system. You **MUST** also answer the Challenge Question for account access to a Customer Service Representative via our 1-877-643-9727 customer service phone line. When accessing the WEB for the first time, you will be instructed to create a Password for future account access via the WEB. The password must have at least 8 but no more than 12 characters. It must contain upper case and lower case alphabetic characters, and at least one number or symbol. You **MUST** choose a User Name that has 6 to 20 characters. You may use letters, numbers and underscores. **Please record your access information here and retain it for future reference.**

PIN # _____
 Challenge Question (Your mailing address zip code) _____
 Challenge Answer _____
 User Name: _____

VEHICLE INFORMATION

You **MUST** list a vehicle for each transponder requested plus all other possible vehicles that may be used. **Don't forget to include your plate type found on your NH, ME, MA, CT, VT, NY and RI vehicle registration form.**

STARTING BALANCE

The "Minimum Starting Balance" is \$40.00 per transponder. If more funds are needed to cover your first month of tolls, enter this amount in the Additional Prepaid Toll Amount column of the application.

NHDOT STANDARD PLAN

The Standard Plan *E-ZPass* discount is offered to all NHDOT *E-ZPass* private account customers. New Hampshire *E-ZPass* provides its customers with a 30% discount on all Class 1 – 4 vehicles and a 10% discount on all Class 5 – 12 vehicles. Customers must pay a minimum pre-paid amount of \$40.00 per transponder

TRANSPONDER REQUEST

You do not need to order a separate transponder for each vehicle you own. You may transfer your *E-ZPass* transponder to any two-axle vehicle of the same class. Almost all vehicles can operate with an interior transponder that attaches to the inside of your windshield near the rearview mirror. Adhesive fasteners enable you to install the transponder in seconds and remove it easily from your windshield if you want to transfer it to another two-axle vehicle. Refer to mounting instructions with transponder.

Certain vehicles may require an exterior transponder. If your windshield has a heated, instant de-icer or a reflective coating used to reduce heat from the sun, you may need an exterior transponder to mount on your front license plate. Check the special vehicles listing on our web site at www.EZPassNH.com to determine if your vehicle requires an exterior transponder. If you are unsure about whether your vehicle has one of these windshields, contact the dealer where you purchased your car. If you have additional questions regarding the use of exterior transponders for your vehicle, feel free to call the NHDOT *E-ZPass* Customer Service Center at 1-877-643-9727.

PAYMENT METHOD

The easiest ways to pay – Credit card and ACH customers will never have to worry about low balances or forgetting to make payments. The credit card or checking account will be automatically billed once the account reaches the replenishment point. If a customer, paying by cash, check or money order, forgets to replenish his or her account and the account balance reaches \$0, the account will become invalid. To avoid this situation, we recommend preauthorized automatic replenishment via credit card or ACH.

- **CREDIT CARD REPLENISHMENT:** Discover the advantages to starting and replenishing your *E-ZPass* account via credit card:
 - It's easy. There's no need to worry about a separate *E-ZPass* payment.
 - It's automatic. As long as your credit card account is in good standing, your *E-ZPass* balance will never run out.

• **CHECK/MONEY ORDER REPLENISHMENT**

To replenish by check or money order, make payable to NHDOT *E-ZPass* at 54 Regional Dr., Concord, NH 03301-8502. A low balance message will display in the lane when your account reaches the replenishment point.

Customers with credit card replenishment will not see this signal unless there is a problem with the credit card charge. Cash replenishment will only be accepted at an NHDOT *E-ZPass* Walk-in Center.

For further assistance take advantage of our automated phone system by calling 1-877-643-9727, or visit our website at www.EZPassNH.com.



E-ZPass Customer Agreement – Business Account Terms and Conditions

These terms and conditions, together with your application for a business account, constitute your NHDOT E-ZPass Agreement. Please read these terms and conditions and keep them for your records. When you open your account and your transponder is used, you agree as follows:

1 TERMS

Failure to comply with this Agreement may result in suspension, revocation, or termination of your E-ZPass account. Failure to pay tolls may result in additional penalties provided by law, including termination of your account and potential suspension of your vehicle registration in the State of New Hampshire.

2 TRANSPONDER USE

- You may use your transponder(s) on the vehicle(s) you specifically listed on your application for E-ZPass use.
- You must approach and pass through an E-ZPass lane at the posted speed limit. Failure to obey the posted speed limit may result in suspension of your E-ZPass transponder.
- You must comply with all applicable traffic laws, regulations, signs, signals, and directions of Toll Collectors or Law Enforcement Officials.
- You may not assign or transfer the obligations or benefits of this agreement.
- You must surrender your E-ZPass transponder(s) immediately upon request.
- The application establishes your E-ZPass account. When you use your transponder at any E-ZPass facility, you authorize us to debit your E-ZPass account for such use.
- If you use E-ZPass at facilities in other states, you are subject to the laws and regulations governing such use.
- You agree to affix your transponder(s) to your vehicle(s) in accordance with the instructions provided in the E-ZPass Customer Reference Guide.
- You agree to provide and update as necessary, all vehicle registration information, especially your license plate number and plate type as found on your NH, ME, MA, CT, VT, NY, and RI vehicle registration form, that your transponder will be utilized in.

3 YOUR ACCOUNT

Your NHDOT E-ZPass Account consists of a Prepaid Toll deposit and a Transponder Purchase as follows:

- Prepaid Tolls.** You must maintain a Prepaid Toll amount with us to cover applicable toll charges. Tolls are deducted from your account each time your transponder is used. We may also deduct applicable administrative fees incurred under this agreement.
- Transponder Purchase.** At the time you establish your E-ZPass business account, you must purchase your E-ZPass transponders at the following rates:
Interior Transponder - \$6.90 External Transponder - \$15.00
- Transponder Leasing.** Customers who select the option to fund their E-ZPass account through automatic replenishment by credit card have the option to lease an E-ZPass transponder. A monthly transponder leasing fee of \$0.50 will be charged to the account on the anniversary date of account opening until the transponder is returned in good condition to the E-ZPass service center. In the event the method of replenishment is converted from credit card to cash a \$10.00 transponder deposit will be deducted from the pre-paid account balance until such time as a credit card is added back to the account or the transponder is returned in good condition to the E-ZPass service center. The E-ZPass account will be charged the full price of the transponder as shown in the SCHEDULE OF DEPOSIT/ ADMINISTRATIVE FEES in the event the transponder is reported lost or stolen or returned damaged to the service center.
- Account Balances.** No interest will be paid on cash balances in your account.
- Account Inactivity.** If there are no financial transactions, tolls or payments, made to your E-ZPass account for a period of eighteen months, you will be notified in writing and requested to close your E-ZPass account. Once account inactivity, as defined above, reaches twenty-four months, NHDOT will automatically close your E-ZPass account and refund your prepaid toll balance in accordance with the terms of this agreement. You will be requested to return your transponder(s) to the Customer Service Center for proper disposal.
- E-ZPass Plus.** E-ZPass Plus allows you to pay for non-toll transactions, such as parking, with your E-ZPass transponder. You must use credit card replenishment as your payment option to be enrolled in E-ZPass Plus. See the NHDOT E-ZPass Website for more details.
 - Payment for E-ZPass Plus transactions under \$20.00 will be debited from your account balance.
 - Payment for E-ZPass Plus transactions \$20.00 and over will be charged immediately to the credit card on your account.
 - Contested E-ZPass Plus transactions must be submitted to the facility operator and not NHDOT.
 - If your payment type changes from credit card replenishment to cash/check at any time, your transponders will cease to function at E-ZPass Plus participating facilities.

4 ACCOUNT STATUS

You will receive a periodic statement unless there were no toll revenue transactions and no financial activity on the account during the applicable period. During the first year of your enrollment in E-ZPass you will receive four (4) quarterly statements at no charge. Starting in year 2, you may elect to receive monthly paper statements mailed at a charge of \$2.00 per month or CD statements at a charge of \$3.00 per month. At any time you have the option to stop receiving statements by mail and/or convert to e-mail statements which are at no charge.

5 METHOD OF PRE-PAYMENT

- You must pay a minimum Prepaid Toll Amount sufficient to pay tolls for a six-week period. The minimum deposit is \$40.00 per transponder.
- An account analysis is performed on all new accounts 35 days from the first use of tolls and every 90 days thereafter. If your regular use is consistently below your current six-week payment, we will adjust your minimum payment to approximate a six-week's level of actual use (Minimum payment cannot fall below \$40.00 per transponder for each transponder on the account). A Replenishment Level Change Notification will be sent whenever the replenishment level is adjusted, resulting in an increased Prepaid Toll payment.
- Account Replenishment must occur when your Prepaid Toll amount decreases to or below the replenishment point. You can replenish your account in one of the following ways:
 - You can authorize us to replenish your Prepaid Toll amount by automatically charging your credit card or ACH.
 - Check or Money Orders made payable to NHDOT E-ZPass.
 - Pay by cash at any one of the Walk-In Services Centers operated by NHDOT E-ZPass.

DO NOT SEND CASH BY MAIL.

d) The E-ZPass Plus program allows you to use your transponder at authorized E-ZPass Plus facilities. If your transponder is used to incur E-ZPass Plus charges, then E-ZPass will charge your credit card directly for transactions \$20.00 and over. Such credit card charges may be different from your

replenishment amount. By participating in E-ZPass Plus, you consent to the release of your name and address to E-ZPass Plus facility operators for collection purposes. If you wish to be enrolled please login to your account, select the E-ZPass Plus tab and choose Opt-In or call 1-877-643-9727 to speak to an E-ZPass Customer Service Representative.

6 NON-PAYMENT/TRANSPONDER MISUSE/ADMINISTRATIVE FEES

You authorize E-ZPass to charge your account an administrative fee as follows:

- If you use your transponder when your account is in a negative balance, suspended, or revoked, or if your transponder has been reported lost or stolen, you may incur a processing fee at NH toll facilities. Refer to the Invoicing/Violations FAQs at www.ezpassnh.com/faqs for the current fee schedule.
- If you attempt to use a transponder without properly attaching it to your vehicle, you may incur a processing fee at NH toll facilities. Refer to the Invoicing/Violations FAQs at www.ezpassnh.com/faqs for the current fee schedule.
- Administrative fees may be billed directly to your account. You may only contest the imposition of said administrative fees in writing to the E-ZPass Customer Service Center. If the fee is rescinded your account will be credited the amount of the rescinded fee.

7 LOST/STOLEN, DEFECTIVE, OR ALTERED TRANSPONDERS

You will not be liable for unauthorized use that occurs after you notify us, orally or in writing, within ten days of loss, theft, or possible unauthorized use. Defective Transponder(s); If your E-ZPass transponder(s) is non-operational for reasons other than abuse or improper use, and the Transponder(s) is returned to us, we will replace it at no charge to you if it is within the first five years the transponder has been assigned to your account. Account holders are responsible for lost, stolen, or damaged transponders. A replacement fee will be charged.

8 DISCLAIMER

By accepting the transponders requested, you agree that NHDOT has no obligation or liability whatsoever to you for the transponders issued after they are received by you, except as specifically provided herein. Your acceptance also indicates your agreement to indemnify NHDOT and hold NHDOT harmless from and against any and all damage, loss, cost, expense, or liability relating to, arising from, or as a result of the use or performance of the transponders. You agree to hold harmless and indemnify NHDOT from any claim resulting from the installation, use or disconnection of this transponder.

9 TERMINATION

You may terminate this agreement at any time by returning the E-ZPass transponder to us. Transponders should be returned to NHDOT E-ZPass in person or by first class prepaid mail.

Upon termination and return of your transponder(s), your account balance will be refunded to you. All outstanding charges will be deducted prior to refund.

10 COLLECTION EXPENSES

You agree to pay all costs, including attorneys' fees, incurred by us to collect any monies due under the terms of this agreement.

11 MODIFICATIONS

We may change the terms of this Customer Agreement at any time by advance notice. You agree to a new term when you use your transponder subsequent to the effective date of the new term. The invalidity of any term or terms of this Agreement shall not affect any other term of this Agreement, which shall remain in full force and effect.

12 CONFIDENTIALITY

We maintain the confidentiality of all information acquired in connection with the administration and enforcement of toll evasion, except as provided under the law, which allows information to be released to a certified law enforcement officer conducting an investigation pursuant to "court order, or in exigent circumstances." RSA 236:31, VIII.

NHDOT respects the privacy of all account holders. We do not sell or share customer lists with marketing or advertising entities. However, you understand and agree that use of the system will result in the release of division of motor vehicle information, including vehicle owner's name, address, and plate information to the state of New Hampshire, or other states and their agents for toll collection or toll enforcement purposes only. RSA 237:16-e.

13 NH TOLL RATES AND DISCOUNT PLANS

NH toll rates, discount plans and percentage of discounts are subject to change at any time. Authority to change toll and discount rates is governed by RSA 237:11. Per RSA 237:11 the 30% or 10% NH E-ZPass discount applies ONLY to NH Toll Plaza tolls billed through a transponder on a NH E-ZPass Account. All NH E-ZPass Account holder tolls billed by license plate number and not a transponder will be at the full posted rate.

14 GOVERNING LAW

This Agreement shall be governed by and construed in accordance with the laws of the State of New Hampshire. You agree to inform us of any changes to the information provided by you in your NHDOT E-ZPass Application, such as:

- Change in address
- Change in vehicle information, i.e.: vehicle type, license plate number and plate type
- Change in credit card account status (Closed account, maximum credit use)
- Expiration date of credit card account
- Change in payment method.

15 INQUIRIES AND CORRESPONDENCE

Please send all Applications, Payments, Correspondence and Transponder Returns to:

New Hampshire Customer Service Center
54 Regional Drive
Concord, NH 03301-8502

16 SCHEDULE OF TRANSPONDER SALE/ADMINISTRATIVE FEES

Refer to the FAQs at www.ezpassnh.com/faqs for current fee schedule.

PART 2a. COMMERCIAL VEHICLE INFORMATION *Please refer to the application insert for plate type information*

List all commercial vehicles that will be used under this account, that you are requesting a transponder for at this time. Attach photocopies of this sheet if more space is needed. The vehicle type selected from the Vehicle Reference Chart should be the most common configuration of that vehicle. **If your license plate number information changes, please contact the Customer Service Center in order to avoid violations.**

	License Plate Number (Please Print Clearly)	State	Plate Type	Vehicle Type Code (From Reference Chart)	Year	Make	Model
Vehicle 1							
Vehicle 2							
Vehicle 3							
Vehicle 4							
Vehicle 5							
Vehicle 6							
Vehicle 7							
Vehicle 8							
Vehicle 9							
Vehicle 10							
Vehicle 11							
Vehicle 12							
Vehicle 13							
Vehicle 14							
Vehicle 15							
Vehicle 16							
Vehicle 17							
Vehicle 18							
Vehicle 19							
Vehicle 20							
Vehicle 21							
Vehicle 22							
Vehicle 23							
Vehicle 24							
Vehicle 25							
Vehicle 26							
Vehicle 27							
Vehicle 28							

Plate type is required for all NH, ME, MA, CT, VT, NY and RI registered vehicles and can be found on the vehicle registration.

PART 2b. PASSENGER VEHICLE INFORMATION Please refer to the application insert for plate type information


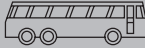



List all passenger vehicles that may be used under this account even if you are not requesting a transponder for the vehicle at this time. Attach photocopies of this sheet if more space is needed. The vehicle type selected from the Vehicle Reference Chart should be the most common configuration of that vehicle. All passenger vehicles will be issued interior transponders, unless the vehicle appears on the Special Vehicle Listing requiring exterior transponders. The Special Vehicle Listing can be found on our web site at www.EZPassNH.com. **If your license plate number information changes, please contact the Customer Service Center in order to avoid violations.**

	License Plate Number (Please Print Clearly)	State	Plate Type	Vehicle Type Code (From Vehicle Reference Chart)	Year	Make	Model
Vehicle 1							
Vehicle 2							
Vehicle 3							
Vehicle 4							
Vehicle 5							
Vehicle 6							
Vehicle 7							
Vehicle 8							
Vehicle 9							
Vehicle 10							

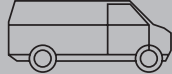
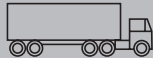




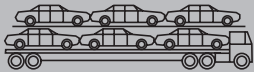
Plate type is required for all NH, ME, MA, CT, VT, NY and RI registered vehicles and can be found on the vehicle registration.

EZPass VEHICLE REFERENCE CHART

Use this chart to determine the appropriate vehicle reference number required for each vehicle.
Insert the vehicle reference number on pages 2 and 3 for each vehicle for which you are requesting a transponder.

TYPE AND DESCRIPTION OF VEHICLE	Vehicle Ref. #	TYPE AND DESCRIPTION OF VEHICLE	Vehicle Ref. #
AUTOMOBILE/SPORT UTILITY VEHICLE  This type also includes taxis, ambulances, hearses and limo's seating less than 10 passengers.		BUSES (Seating 16 + passengers) 	
2 axles, 4 tires (up to 7,000 lbs.)	72	2 axles, 4 tires (up to 7,000 lbs.)	392
3 axles, 6 tires (up to 7,000 lbs.)	76	2 axles, 4 tires (over 7,000 lbs.)	394
		2 axles, 6 tires (up to 7,000 lbs.), dual tires	393
		2 axles, 6 tires (over 7,000 lbs.), dual tires	395
		3 axles, 6 tires (up to 7,000 lbs.)	396
		3 axles, 6 tires (over 7,000 lbs.)	398
		3 axles, 8 or 10 tires (up to 7,000 lbs.), dual tires	397
		3 axles, 8 or 10 tires (over 7,000 lbs.), dual tires	399
		4 axles, 8 tires (up to 7,000 lbs.)	400
		4 axles, 8 tires (over 7,000 lbs.)	402
		4 axles, 10 or more tires (up to 7,000 lbs.), dual tires	401
		4 axles, 10 or more tires (over 7,000 lbs.), dual tires	403
MOTORCYCLE 		RECREATIONAL VEHICLE (RV) OR MOTOR HOME 	
2 axles, 2 tires (up to 7,000 lbs.)	136	2 axles, 4 tires (up to 7,000 lbs.)	456
2 axles, 3 tires (includes trikes or a sidecar up to 7,000 lbs.)	140	2 axles, 4 tires (over 7,000 lbs.)	458
		2 axles, 6 tires (up to 7,000 lbs.), dual tires	457
		2 axles, 6 tires (over 7,000 lbs.), dual tires	459
		3 axles, 6 tires (up to 7,000 lbs.)	460
		3 axles, 6 tires (over 7,000 lbs.)	462
		3 axles, 8 or 10 tires (up to 7,000 lbs.), dual tires	461
		3 axles, 8 or 10 tires (over 7,000 lbs.), dual tires	463
		4 axles, 8 tires (up to 7,000 lbs.)	464
		4 axles, 8 tires (over 7,000 lbs.)	466
		4 axles, 10 or more tires (up to 7,000 lbs.), dual tires	465
		4 axles, 10 or more tires (over 7,000 lbs.), dual tires	467
PICK-UP TRUCK (For other trucks see reverse side) 			
2 axles, 4 tires (up to 7,000 lbs.)	200		
2 axles, 4 tires (over 7,000 lbs.)	202		
2 axles, 6 tires (up to 7,000 lbs.), dual tires	201		
2 axles, 6 tires (over 7,000 lbs.), dual tires	203		
3 axles, 6 tires (up to 7,000 lbs.)	204		
3 axles, 6 tires (over 7,000 lbs.)	206		
3 axles, 8 or 10 tires (up to 7,000 lbs.), dual tires	205		
3 axles, 8 or 10 tires (over 7,000 lbs.), dual tires	207		

VEHICLE REFERENCE CHART, CONT'D.

TYPE AND DESCRIPTION OF VEHICLE	Vehicle Ref. #	TYPE AND DESCRIPTION OF VEHICLE	Vehicle Ref. #
PASSENGER/CARGO VAN (Seating 1-9 passengers) 		TRACTOR TRAILER COMBINATION 	
MINIBUS/TEAM VAN/STRETCH LIMO'S (Seating 10-15 passengers) 		TRACTOR/MOBILE HOME COMBINATION 	
TRUCKS 		TANDEM TRAILER COMBINATION (TRACTOR WITH 2 TRAILERS) 	
AUTO TRANSPORTER 			

PERSONAL APPLICATION SUPPLEMENTAL INSTRUCTIONS

Under Section 2. Vehicle Information on the application please provide the plate type for the license plates on your vehicle(s). In the plate type box please put the Plate Type Description Code from the chart below that matches the type of plates you have on your vehicle(s). If your specific plate type is not included in chart below you need to call the E-ZPass Service Center at 1-877-643-9727.
Your vehicle plate type can be found on your NH, ME, MA, CT, VT, NY and RI vehicle registration form.

Plate Type Description	SAMPLE PLATES		
	New Hampshire	Maine	Massachusetts
Apportioned Power Vehicle (APRO)			
Commercial (COMM)			
Moose Conservation Passenger (CPASS, HPASS, PPASS)		N/A	N/A
Disabled Veteran Plate (DVETE)			N/A
Handicap (HCAP)			N/A
Initial Apportioned Vehicle (IAPRO)		N/A	N/A
Initial Commercial (ICOMM)		N/A	N/A
Initial Moose Conservation Passenger (ICPASS)		N/A	N/A
Initial Disabled Veteran (IDVET)		N/A	N/A
Initial Handicap (IHCAP)		N/A	N/A
Initial Motorcycle (IMOTO)		N/A	N/A
Initial Passenger (IPASS)		N/A	N/A
Initial Veteran Motorcycle (IVMOT)		N/A	N/A
Initial Regular Veteran (IVVET)		N/A	N/A
Motorcycle (MOTO)			
Passenger (PPASS)			

Your vehicle plate type can be found on your NH, ME, MA, CT, VT, NY and RI vehicle registration form.

























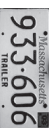















Plate Type Description	New Hampshire	Maine	Massachusetts
Automobile Dealer			N/A
New & Used Dealer (RADPL)			N/A
Veteran Motorcycle (VMOTO)			N/A
Regular Veteran Plate (VVETE)			N/A
Ambulance/Emergency	N/A		IMAGE NOT AVAILABLE
Authority Motorcycle	N/A	N/A	IMAGE NOT AVAILABLE
Authority	N/A	N/A	IMAGE NOT AVAILABLE
Bus	N/A		
Camper/RV	N/A		IMAGE NOT AVAILABLE
Livery	N/A		
Municipal Vehicle	N/A		
Municipal Motorcycle	N/A		IMAGE NOT AVAILABLE
School Bus (Normal)	N/A	IMAGE NOT AVAILABLE	
School Bus (Pupil)	N/A	IMAGE NOT AVAILABLE	
Semi-Trailer	N/A	IMAGE NOT AVAILABLE	
State Motorcycle	N/A	N/A	IMAGE NOT AVAILABLE
State Vehicle	N/A		
Taxi	N/A	N/A	

Plate Type Description	New Hampshire	Maine	Massachusetts
Trailer	N/A		
Vanpool	N/A	N/A	IMAGE NOT AVAILABLE
Combination	N/A		N/A
Antique Auto	N/A		N/A
Black Bear Specialty Plate	N/A		N/A
Conservation Commercial	N/A		N/A
Conservation Disability	N/A		N/A
Conservation Passenger	N/A		N/A
Disability Special Veteran Plate	N/A		N/A
Fire Fighter	N/A		N/A
Lobster Specialty Plate	N/A		N/A
Purple Heart	N/A		N/A
Purple Heart Motorcycle	N/A		N/A
Conservation Motor home	N/A		N/A
Univ. of Maine System	N/A		N/A
Wabanaki	N/A		N/A
Disability Motor home	N/A		N/A

Your vehicle plate type can be found on your NH, ME, MA, CT, VT, NY and RI vehicle registration form.